

Style Guide

2016-2017





Since our inception in 1992, we have evolved to recognize the importance of providing unique, design-driven products to the industry. Our business goals and philosophy have been established with that in mind.

We are pleased to offer a wide variety of cabinet doors and components to fit design styles from contemporary and modern to transitional or traditional. This catalog is your design guide for creating distinct, custom looks with our versatile products.

By design, our products work together affording you endless possibilities for material, color and texture combinations.

So, our advice? Unleash your creative vision and let Northern Contours help you produce designs that speak to your signature style.

CUSTOMER SERVICE

T | 877-998-1814
F | 877-998-1810
orders@northerncontours.com

SALES OFFICE

T | 866-344-8132
F | 651-695-1714
info@northerncontours.com

www.northerncontours.com

CONTENTS

Our cabinet doors and components are organized by material type to aid in your selection process. Whether you're inspired by a particular color, texture or design style, this comprehensive guide will help you achieve complete looks with ease.

SPECTRUM WOOD VENEER	1
TEXTURED THERMALLY FUSED LAMINATES	2
HIGH GLOSS ACRYLIC	3
3D LAMINATES	4
5-PIECE 3D LAMINATES	5
DECORATIVE DETAILS	6



Our goal is to offer our customers the best quality and performance. Therefore, Northern Contours reserves the right to change materials or specifications as necessary. For a complete selection of styles and materials, please visit our website. This printed representation of colors and woodgrains may vary from the actual product. Please view a product sample prior to making your final selection.

©2016 Northern Contours, Inc.

1

SPECTRUM

wood veneer

CONTEMPORARY SLAB DOORS

INTERNALLY EDGEBANDED

STANDARD, EXOTIC AND RECONSTITUTED SPECIES





Fusion Profile - Reconstituted Rosewood Wood Veneer | Italia II Profile - Purple Gloss and Silt SuperMatte 3DL



Fusion Profile - Quartered Figured English Sycamore Wood Veneer

WOOD VENEER

SPECTRUM SERIES CONTEMPORARY SLAB DOORS



METRO

Quartered Black Walnut




NOVA

Quartered Figured Anigre



FUSION

Rift Red Oak



FUSION XT


Caramelized Narrow Stave Bamboo



COVARA

Quartered Maple

Available in standard species
Red Oak, Maple and Cherry.



CONTOUR

Quartered Cherry

Available in standard species
Red Oak, Maple and Cherry.



WOOD VENEER

SPECIES SELECTION

STANDARD



Quartered Maple



Plain Sliced Maple



Rift Red Oak



Plain Sliced Red Oak



Rift White Oak



Calico Hickory




Plain Sliced Alder



Quartered Cherry



Plain Sliced Cherry



Plain Sliced
Black Walnut

EXOTIC



Quartered Figured
English Sycamore




Quartered Flakey
White Oak



Quartered Figured
Anigre



Caramelized Narrow
Stave Bamboo




American Red Gum



Ribbon Cut Sapele



Quartered African
Mahogany



Quartered Black Walnut


RECONSTITUTED



Rift White Oak




Nordic SG




Silver Oak




Quartered Walnut



Zebrawood




Terra SG



Rosewood



Wenge



Gun Metal Ebony

2

TEXTURED thermally fused laminate

CONTEMPORARY SLAB DOORS

DOUBLE-SIDED TEXTURE

SQUARE CORNERS



TEXTURED TFL




IMPRESSIONS SERIES



LEVEL



EDGE BANDING OPTIONS

-  Matching
-  3D Aluminum
-  Steel Gloss

OYSTER BAY



KONA



KINGS CANYON



MALIBU



GRAND CANYON



FISHERMANS WHARF



ROYAL CANYON



OUTER BANKS



3

HIGH GLOSS a c r y l i c


FLAT LAMINATED AND EDGEBANDED
SOLID, METALLIC AND STRAIGHT GRAIN FINISHES
SQUARE CORNERS





HIGH GLOSS 2D LAMINATES


SOLID, METALLIC, AND STRAIGHT GRAIN FINISHES





LEVEL




EDGEBANDING OPTIONS





WHITE ACRYLIC



GLASS GREEN ACRYLIC




IVORY ACRYLIC




WIRED COBALT 2DL




WIRED COPPER 2DL



BLUE ACRYLIC



RUBY RED ACRYLIC



METALLIC SAPPHIRE ACRYLIC



SMOKE ACRYLIC



HORIZON ACRYLIC



METALLIC PLATINUM ACRYLIC



WIRED MERCURY 2DL




MIRAGE ACRYLIC



METALLIC CHAMPAGNE ACRYLIC




WIRED BRONZE 2DL



STEEL GLOSS 3DL



MACASSAR GLOSS 3DL



MARIA ROSE GLOSS 3DL




EBONY GLOSS 3DL




DARK GREY ACRYLIC



METALLIC GRAPHITE ACRYLIC



LINEAR GRAPHITE GLOSS 3DL



BLACK ACRYLIC



4

3 D laminates

VARIETY OF DESIGN STYLES AND PROFILES
HIGH GLOSS, TEXTURED AND MATTE FINISHES
HAND-APPLIED GLAZE OPTIONS






Shaker Profile - Gauntlet and Stratus SuperMatte 3DL



Elegante II Profile - Red Gloss and White Gloss 3DL


3D LAMINATES

CONTEMPORARY STYLES



ELEGANTE II

Dunbar




ITALIA II

Macassar Gloss



CORTINA

Amati Walnut



NOVARA

Coffee Bean




TURINO

Antique Gloss




3D LAMINATES

TRANSITIONAL SHAKERS




SHAKER

Copa Cabana



SHAKER ELITE

Umber SuperMatte




LANCASTER

Mist SuperMatte




LANCASTER ELITE

Antique Satin



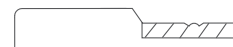
SHAKER WITH OGEE

Gauntlet SuperMatte



BRADFORD

Chocolate Pear



3D LAMINATES

TRADITIONAL



CLASSIC

Satin X



WELLINGTON

Choco Cherry




MANCHESTER II

White Satin



MANCHESTER III

Bisque



STONEBRIDGE

Bisque



AMESBURY II

Snow White



3D LAMINATES

TRADITIONAL WITH GLAZE



CLASSIC

Summerflame
with Walnut Glaze



BRECKENRIDGE

White Satin
with Walnut Glaze



MANCHESTER II

White Satin
with Walnut Glaze




MANCHESTER III

Bisque
with Charcoal Glaze



STONEBRIDGE

Majestic Walnut
with Walnut Glaze



AMESBURY II

White Satin
with Walnut Glaze




3D LAMINATES

COLOR SELECTION


SOLID MATTE



SUPERMATTE



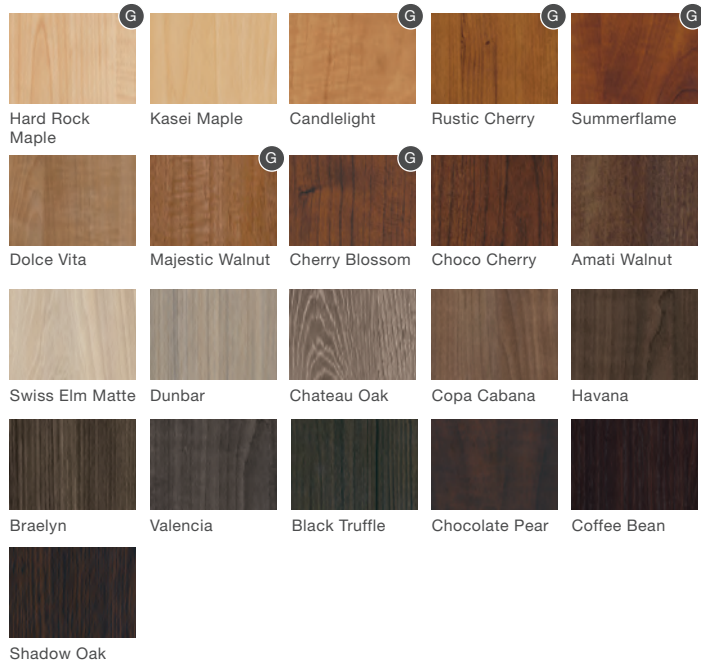
TEXTURED



HIGH GLOSS



WOODGRAIN MATTE



G Charcoal, Walnut or White Glaze Option

T Coordinating TFL available on LEVEL Profile

5

5-PIECE 3 d l a m i n a t e s

5-PIECE CONSTRUCTION

TRUE GRAIN ORIENTATION


PROFILE WRAPPED STILES AND RAILS

AVAILABLE IN COLORS SHOWN




3D LAMINATES

5-PIECE PORTABELLA FRENCH MITER




FRENCH MITER 300

Bisque with Mocha Glaze
and Raised Panel



FRENCH MITER 300

Bisque with Mocha Glaze
and Flat Panel




FRENCH MITER 301

Rustic Cherry with Mocha Glaze
and Raised Panel



Candlelight
Option Summerflame
Option



FRENCH MITER 301

Rustic Cherry with Mocha Glaze
and Flat Panel



Candlelight
Option Summerflame
Option



FRENCH MITER 302

Bisque with Raised Panel



Snow White Option



FRENCH MITER 302

Snow White with Flat Panel



Bisque Option



Beaded Panel Option

3D LAMINATES

5-PIECE PORTABELLA TRADITIONAL MITER



TRADITIONAL MITER 400

Bisque with Caramel Glaze and Raised Panel




TRADITIONAL MITER 400

Bisque with Caramel Glaze and Flat Panel



TRADITIONAL MITER 401

Summerflame with Walnut Glaze and Raised Panel



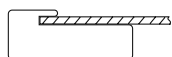
TRADITIONAL MITER 401

Summerflame with Walnut Glaze and Flat Panel



METALLIC FRAME 100

Frosted Acrylic Insert




METALLIC FRAME 200

Frosted Acrylic Insert



3D LAMINATES

5-PIECE PORTABELLA SHAKERS



SHAKER 500

Rustic Cherry with Flat Panel



SHAKER 501

Majestic Walnut with Flat Panel



SHAKER 500

Snow White with Flat Panel



Bisque Option



SHAKER 500

Bisque with Beaded Panel



Snow White Option



6

DECORATIVE d e t a i l s

FINISHED COMPONENTS

ACCESSORY ITEMS

MATCHING MATERIALS



FRAMES & MULLIONS



FLOATING SHELVES



FILLERS & ROSETTES



MULTI-PANELS



VALANCES



APPLIANCE PANELS



CROWN MOULDING



WINE RACKS



SURFACING OPTIONS

DECORATIVE DETAILS

MATERIAL AVAILABILITY

DECORATIVE DETAILS	WOOD VENEER	TFL	ACRYLIC	3DL
FRAMES	•		•	•
MULLIONS				•
MODERN FLAT MOULDING	•	•	•	•
CROWN MOULDING	•			•
FILLERS OVERLAYS	•	•	•	•
VALANCES	•	•	•	•
FLOATING SHELVES	•			•
SURFACING OPTIONS	WOOD VENEER	TFL	ACRYLIC	3DL
CUT-TO-SIZE PANELS	•	•	•	•
LAMINATED SHEETS	•	•	•	•
PHENOLIC BACKED NORLAM	•	•	•	•
PRESSURE SENSITIVE ADHESIVE	•	•	•	•
RAW MATERIAL			•	•



NORTHERN CONTOURS, INC.

1355 Mendota Heights Rd., #100, St. Paul, MN 55120

Sales Office 866-344-8132 | Customer Service 877-998-1814

www.northerncontours.com

ML1010101