

**ART FOR EVERYDAY™**  
*Architectural woodcarving*

# Perfection is in the Details at Art For Everyday

By Sharon Aschaiek

Timeless creations, lovingly crafted with a meticulous attention to detail, and designed to invoke the classical styles of history's greatest artistic epochs: this is what lies at the heart of Art For Everyday, a modern woodcarving company steeped in old-world stylistic ethos.

From the flamboyant, florid flourishes of the Renaissance, to the bold, dramatic and complex styles of the Baroque period, to the sporty, imaginative and whimsical character of the Rococo age – these are the eras to which master carvers at Art For Everyday turn for inspiration to create original and highly detailed works of art.

Building on extensive professional training, decades worth of industry knowledge and expertise, and innate creative talent, these master carvers take pride in their craftsmanship, and are widely recognized for their incredible attention to detail and unerring accuracy. It is this outstanding talent, the company's strong client-oriented approach, and the bold vision and commitment to excellence embraced by the company's partners, that have driven the remarkable success of this Woodbridge, Ontario-based company.

Since first opening its doors in 1998, Art for Everyday has quickly evolved into an internationally recognized, premier wood carving company.

From developing a new design concept, to creating a prototype, to filling a client's order, all work is done on the premises, allowing the company's principals to oversee the entire operation and ensure the highest standards of quality are met.

These high standards extend to the fine, exotic and domestic woods the company uses, which include nine core species such as Mahogany, Cherry, Maple and Pine, and rarer species imported from Africa and South America to accommodate special requests, such as Jatoba, Ebony and Zebra wood.

Art For Everyday's extensive inventory features 450 products in 12 different categories, including corbels, mantels, appliques and rosettes. The company adds 60 to 70 new products to its lineup each year, guaranteeing customers a diverse range of quality products.

Driven by a commitment to innovation, the company's principals attend several industry trade shows each, and travel extensively throughout Europe in search of new ideas. They also regularly draw inspiration from the artistic geniuses who made their marks between the 14th and 19th centuries, especially Bernini and Michaelangelo.

Art For Everyday is just as dedicated to the art and science of fine woodworking as it is to the customers it serves, and goes out of its way to accommodate all requests, big or small. The company adheres to an exceptional delivery standard of seven to 10 days for 95% of products – significantly more expedient than the industry standard of six to eight weeks. The company also accommodates requests for customized products, and will collaborate with clients to ensure their exact specifications are met. Combine this with highly competitive pricing, and it's no wonder Art For Everyday has been able to attract a large and loyal base of clients.

More than 1,500 small- to large-sized businesses – most from the kitchen design industry, but also interior design and architect firms – turn to Art For Everyday each year for their woodcarving needs. The company ships merchandise to clients all across Canada, the U.S. and Europe.



index

|                                 |             |
|---------------------------------|-------------|
| <i>Appliqués</i>                | 01.1- 01.18 |
| <i>Rosettes</i>                 | 02.1- 02.3  |
| <i>Capitals</i>                 | 03.1- 03.4  |
| <i>Mantels</i>                  | 04.1- 04.8  |
| <i>Corbels</i>                  | 05.1- 05.38 |
| <i>Island posts</i>             | 06.1- 06.6  |
| <i>Vanity Bases</i>             | 07.1- 07.4  |
| <i>Mouldings</i>                | 08.1- 08.2  |
| <i>Corner posts</i>             | 09.1- 09.8  |
| <i>Queen Anne legs</i>          | 09.9- 09.11 |
| <i>Legs</i>                     | 10.1- 10.4  |
| <i>Turnings</i>                 | 11.1- 11.6  |
| <i>Bun feet</i>                 | 11.7        |
| <i>Spools &amp; Half rounds</i> | 12.1- 12.3  |
| <i>Ropes</i>                    | 12.4        |
| <i>Custom Carvings</i>          | 13.1- 13.5  |



# *Appliqués*



APL- A32

32 x 6 x 7/8

length  
height  
thickness



APL- A24

24 x 5 1/2 x 3/4



APL-A20

20 x 4 1/2 x 3/4



APL-A16

16 x 3 3/8 x 5/8



APL- A11 11 x 4 3/8 x 3/4

A9 9 x 3 3/4 x 3/4

A7 7 x 3 x 5/8

sold in pair





APL- VAC16

6 x 15 3/4 x 3/4



APL- VAC12

5 x 12 1/2 x 1/2



APL- VAC10

3 1/2 x 10 1/2 x 1/2



APL- VAC8

2 3/4 x 8 x 1/2



APL- A032

32 x 7 x 7/8



APL- A024

24 x 6 x 3/4



APL- A020

20 x 4 x 7/8 x 3/4







APL- OR32

32 x 8 x 3/4



APL- OR14


14 1/8 x 5 x 3/4

sold in pair





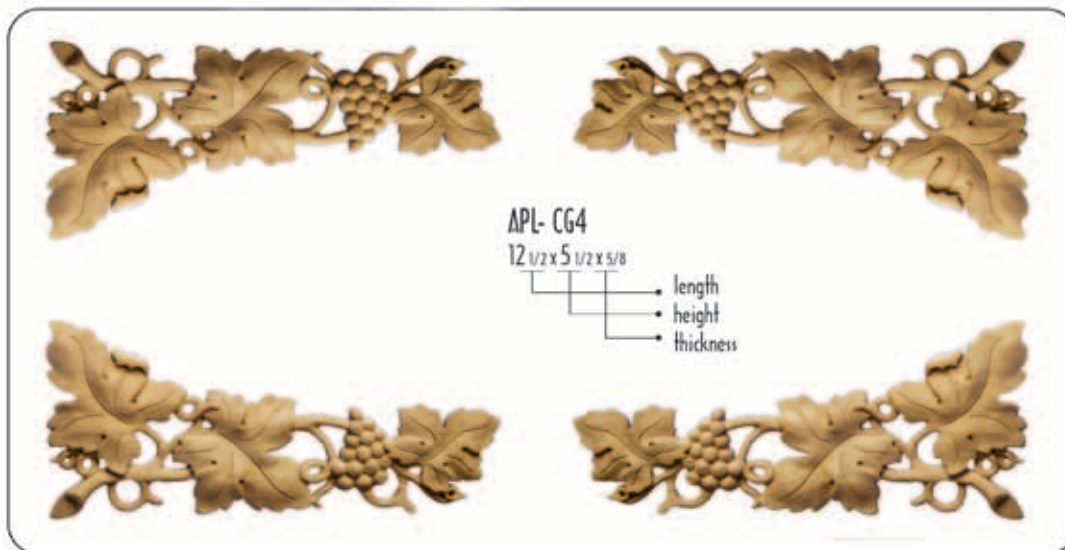
APL- ACC4  
11 3/4 x 9 1/2 x 3/4 sold in pair



APL- ACP4  
11 x 6 x 3/4 sold in pair




APL- AR14  
14 x 3 1/4 x 5/8  
 • length  
 • height  
 • thickness



sold in pair



sold in pair



sold in pair



APL- VA9  
4 3/8 x 9 x 3/4



APL- VA7  
3 1/2 x 7 x 5/8



APL- VA5  
2 3/4 x 5 x 1/2

APL- DRS 1

15 x 14 <sup>3</sup>/<sub>4</sub> x 1




APL- DRS 2

14 <sup>3</sup>/<sub>4</sub> x 7 <sup>1</sup>/<sub>4</sub> x 1



APL- DRS 3

13 x <sup>7</sup>/<sub>8</sub>

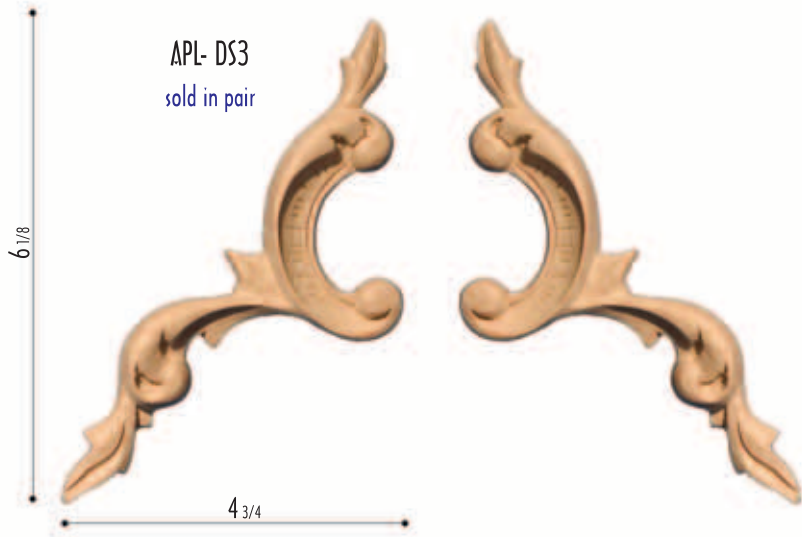


APL- DRS 4

15 x 11 <sup>1</sup>/<sub>2</sub> x 1






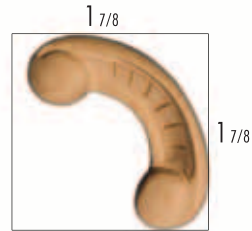


APL- DS3  
sold in pair

- APL- DM20 : 7/8 X 5/8 X 20
- APL- DM24 : 7/8 X 5/8 X 24
- APL- DM28 : 7/8 X 5/8 X 28
- APL- DM32 : 7/8 X 5/8 X 32



- APL- D8 : 7/8 X 5/8 X 8
- APL- D10 : 7/8 X 5/8 X 10
- APL- D12 : 7/8 X 5/8 X 12
- APL- D16 : 7/8 X 5/8 X 16

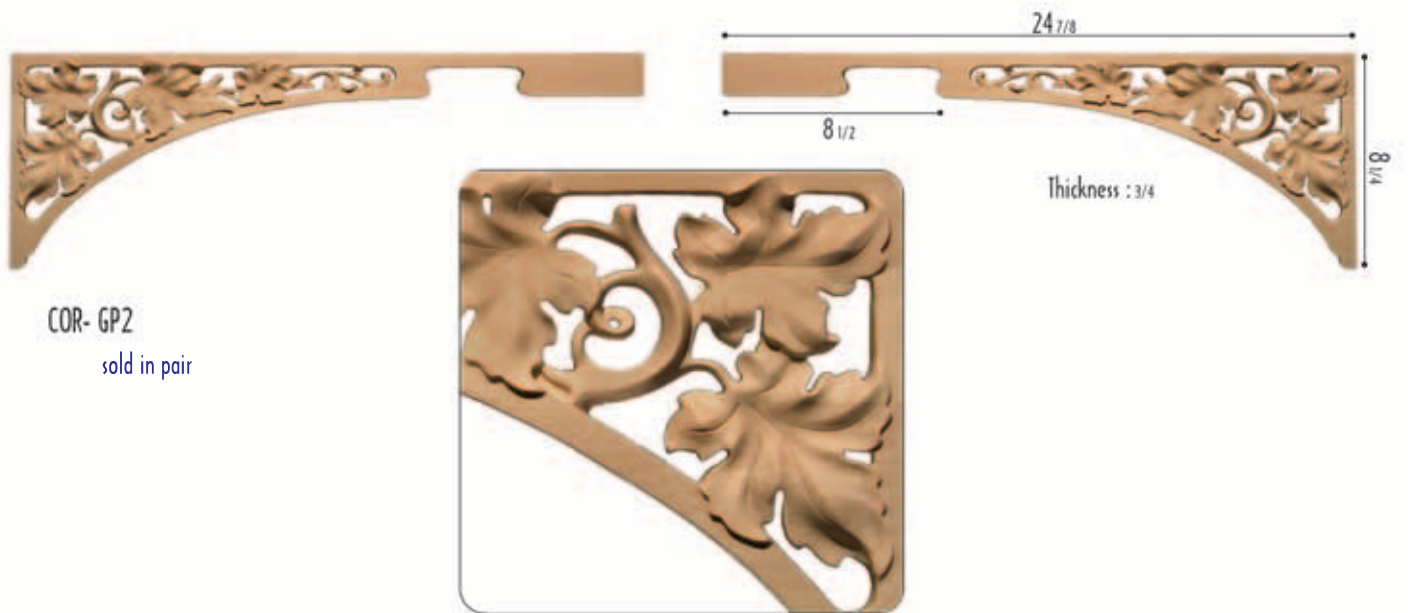


APL- D2  
thickness : 5/8





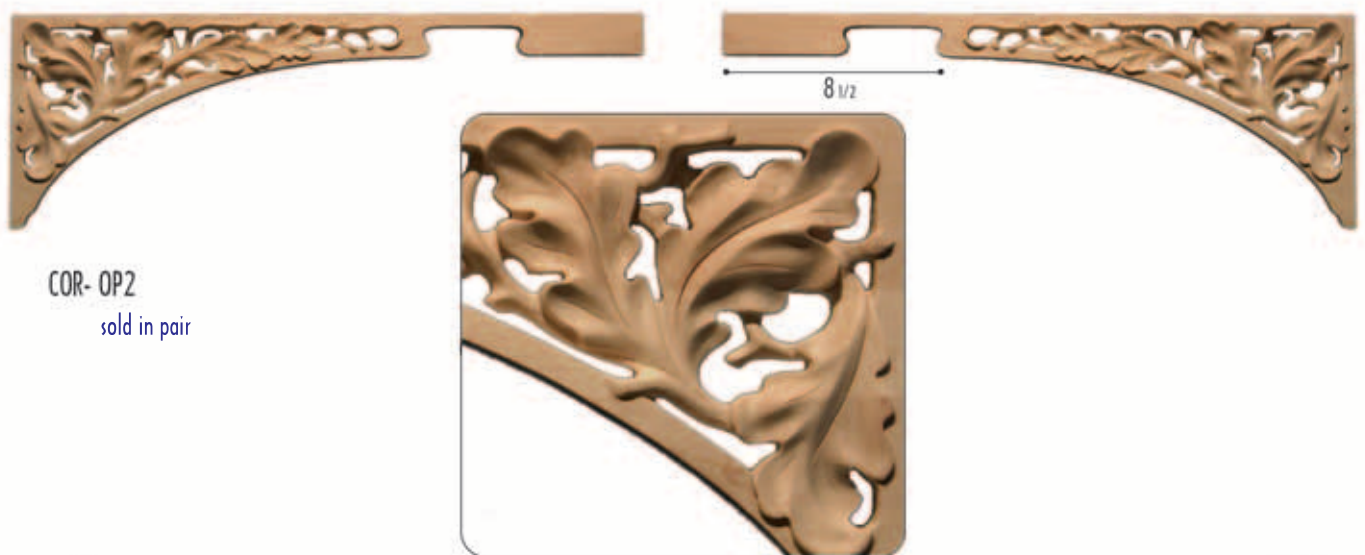




COR- GP2  
sold in pair



COR- AP2  
sold in pair



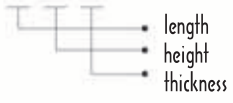
COR- OP2  
sold in pair





APL- SA32

32 x 6 x 7/8



APL- SA24

24 x 5 x 3/4



APL- SA20

20 x 4 1/2 x 3/4



APL- 0L32

32 x 5 1/2 x 1

length  
height  
thickness



APL- 0L24

24 x 5 x 7/8



APL- 0L20

20 x 4 1/2 x 3/4



**sold in pair**

APL- 011 11 x 5 1/2 x 3/4

09 9 x 4 1/2 x 3/4

07 7 x 3 1/2 x 5/8



APL- G32  
32 x 6 x 7/8  
length  
height  
thickness



APL-G24  
24 x 5 x 3/4



APL- G20  
20 x 4 1/2 x 3/4



APL- G11 11 x 5 x 3/4  
G9 9 x 4 1/2 x 3/4  
G7 7 x 3 1/2 x 5/8

sold in pair



APL- BEL40  
40 x 7 x 1



Courtesy of Bellini custom cabinetry



APL- BEL36  
36 x 6 x 7/8






# *Rosettes*





ROS- A3  
8 x 1



ROS- A2  
6 x 3/4



ROS- A1  
4 x 5/8



ROS- G3  
8 x 1



ROS- G2  
6 x 3/4



ROS- G1  
4 x 5/8



ROS- O3  
8 x 1



ROS- O2  
6 x 3/4



ROS- O1  
4 x 5/8



Courtesy of Wood Mode Inc.



ROS- OR4  
13 1/2 x 13 1/2 x 1 1/16



ROS- AS4  
8 x 8 x 3/4



ROS- AS3  
6 x 6 x 3/4

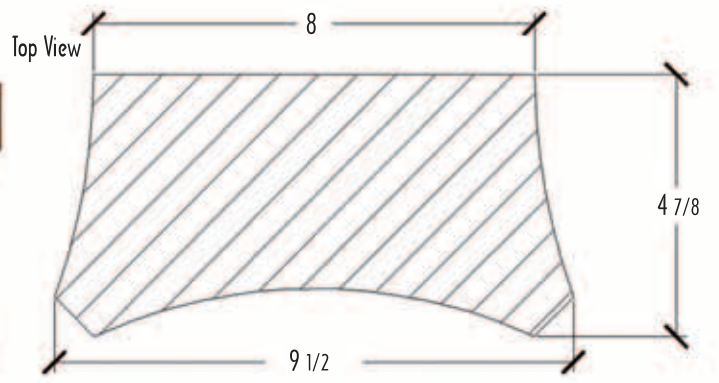


ROS- AS2  
4 x 4 x 5/8

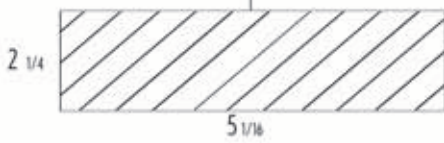




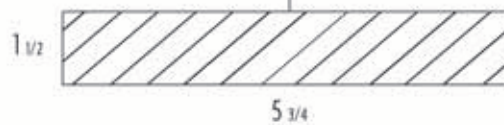
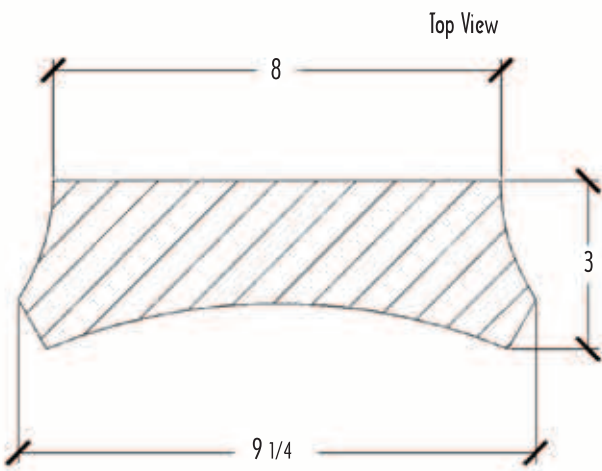




CPL- A3  
 9 1/2 x 4 7/8 x 10  
 width  
 depth  
 height



CPL- A4  
 9 1/4 x 3 x 5 7/8

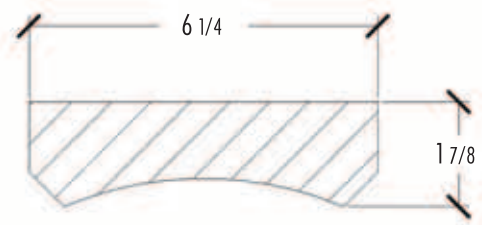






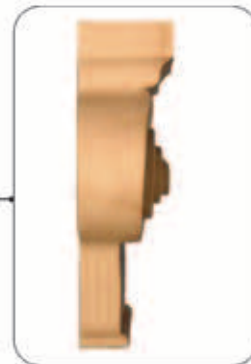
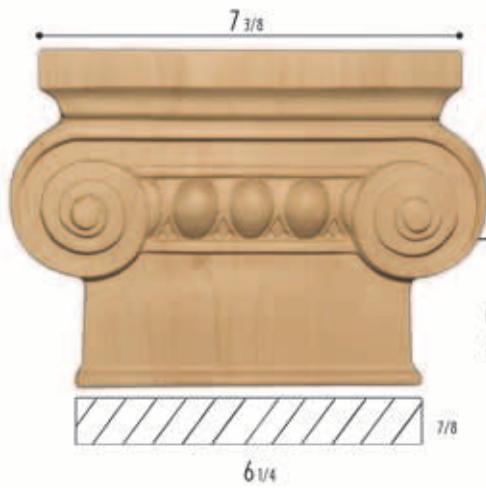
Courtesy of Neff Kitchens



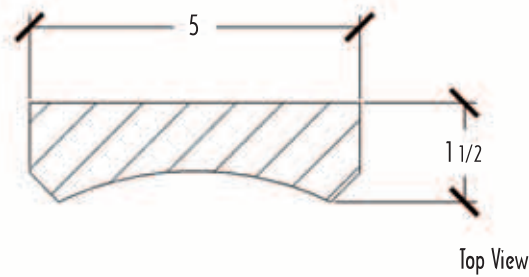


Top View

CPL- Δ2  
 $6 \frac{1}{4} \times 1 \frac{7}{8} \times 6 \frac{1}{4}$   
 width  
 depth  
 height



CPL- ED4  
 $8 \frac{5}{8} \times 1 \frac{3}{4} \times 6 \frac{1}{8}$



Top View



CPL- Δ1  
 $5 \times 1 \frac{1}{2} \times 5 \frac{1}{4}$


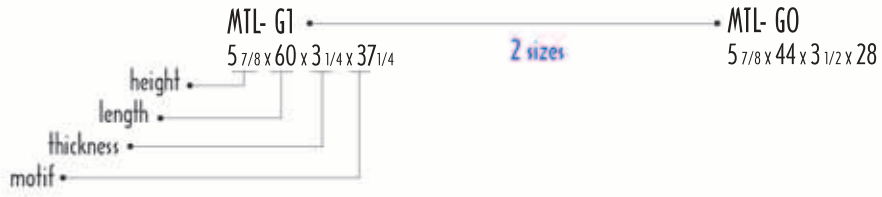


# *Mantels*





profile



Also incorporate with mantel extensions (MTL- EX11), page 04.7





MTL- FOL3 • *motif* *2 sizes* • MTL- FOL2  
 8 x 52 <sup>3</sup>/<sub>4</sub> x 1 <sup>3</sup>/<sub>4</sub> x 39 <sup>3</sup>/<sub>4</sub>      8 x 40 x 1 <sup>3</sup>/<sub>4</sub> x 27

height  
 length  
 thickness  
 motif

6 1/2

3 3/8



MTL- FAL3 • *2 sizes* • MTL- FAL2  
 8 x 52 <sup>3</sup>/<sub>4</sub> x 1 <sup>3</sup>/<sub>4</sub> x 39 <sup>3</sup>/<sub>4</sub>      8 x 40 x 1 <sup>3</sup>/<sub>4</sub> x 27



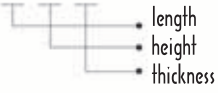
MTL- FGR2 • *2 sizes* • MTL- FGR1  
 8 x 52 <sup>3</sup>/<sub>4</sub> x 1 <sup>3</sup>/<sub>4</sub> x 39 <sup>3</sup>/<sub>4</sub>      8 x 40 x 1 <sup>3</sup>/<sub>4</sub> x 27





MTL- LF3


56 x 7 7/8 x 1 3/4





MTL- BEL54  
54 x 10 x 1 3/8

42



MTL- BEL48  
48 x 9 x 1 3/8

38

Appliqués without panels on page 1.18



Courtesy of Bellini custom cabinetry



profile



MTL- FAC 2  
48x5 7/8x1 7/8

24



MTL- EXT 1  
48x5 7/8x1 1/2





MTL- S2  
49 x 6 x 3 1/4

TOP VIEW



MTL- FLT2  
49 x 6 x 3 1/4

- length
- height
- thickness




EXT- S2  
49 x 6 x 1 3/4

TOP VIEW



EXT- FLT2  
49 x 6 x 1 3/4







CBL- RH4  
6 x 12 1/2 x 12 1/2  
width  
depth  
height



CBL- RH3  
5 x 10 x 10



CBL- RS4  
6 x 12 1/2 x 12 1/2



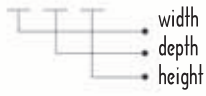
CBL- RS3  
5 x 10 x 10







CBL- TB4  
6 1/2 x 10 x 22



CBL- TB3  
5 1/2 x 8 1/4 x 16



CBL- TB2  
4 1/2 x 5 5/8 x 11 3/4



CBL- TB1  
3 3/8 x 5 x 8 5/8



corner brackets : page 01.13

Courtesy of Cameo fine cabinetry



CBL- TR5  
8 5/8 x 9 1/4 x 21 5/8  
width  
depth  
height



CBL- TR6  
8 1/2 x 6 1/2 x 21 1/2



CBL- TR4  
5 3/4 x 6 1/2 x 14 1/2



CBL- TR2  
5 1/8 x 4 x 12 1/2



CBL- TR3  
4 3/4 x 5 1/2 x 9 1/2



CBL- TR1  
4 x 3 x 8 1/8



CBL- TRO  
2 1/2 x 2 1/4 x 4 3/8







CBL- TRH2  
4 1/2 x 5 3/4 x 10



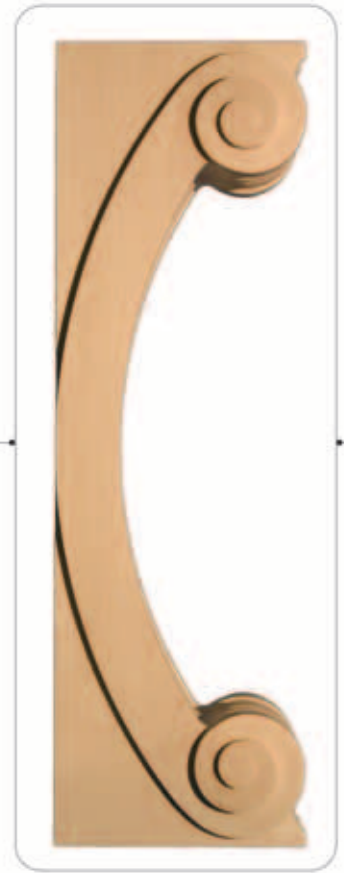
CBL- ML5  
8 x 5 5/8 x 14



CBL- ML4  
6 x 4 3/4 x 12



CBL- ML3  
4 x 3 1/4 x 8



CBL- ANC 24  
6 1/2 x 7 1/2 x 24

CBL- ANF 24  
6 1/2 x 7 1/2 x 24

width  
depth  
height







CBL- FR3  
6 1/8 x 5 1/2 x 15  
width  
depth  
height



CBL- FR2  
5 1/4 x 4 x 12 1/2



CBL- FR1  
4 x 3 x 8





CBL- PN4

7 1/2 x 7 3/4 x 15 3/8



width  
depth  
height



CBL- PN2

4 3/4 x 5 x 9 1/2



CBL- PN3

6 1/8 x 6 1/2 x 13 1/4



CBL- PNC4  
7 1/2 x 7 3/4 x 15 3/8



CBL- PNC2  
4 3/4 x 5 x 9 1/2



CBL- PNC3  
6 1/8 x 6 1/2 x 13 1/4



**BRC4**  
4 x 9 1/8 x 14

width  
depth  
height



**BRC3**  
3 1/2 x 8 x 12

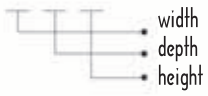


**BRC2**  
2 3/4 x 6 1/2 x 10



**BRB4**

5 1/2 x 11 3/8 x 16 3/8



**BRB3**

5 x 10 x 14



**BRB2**

4 1/4 x 8 1/4 x 11 3/4



CBL- BR3  
6 1/4 x 7 1/2 x 18  
width  
depth  
height



CBL- BR2  
5 3/8 x 6 3/4 x 13 3/8



CBL- BR1  
3 5/8 x 4 1/2 x 9



**CBL- WBR3**  
7 1/8 x 6 3/4 x 13 1/8  
width  
depth  
height



**CBL- WBR2**  
5 1/2 x 5 x 9



**CBL- NBR1**  
3 1/2 x 5 x 8 1/2



**CBL- NBR2**  
4 3/8 x 7 1/2 x 14



CBL- CM3  
5 3/4 x 6 1/2 x 14  
width  
depth  
height



CBL- CM2  
5 1/4 x 5 x 12



CBL- CM1  
3 3/4 x 3 3/8 x 8





CBL- VN3  
6 1/2 x 5 1/2 x 14  
width  
depth  
height



CBL- VN2  
5 1/4 x 4 1/2 x 12



CBL- VN1  
4 1/4 x 3 5/16 x 8



CBL- ACF 3  
5 1/2 x 5 1/2 x 20 3/4

3 3/4

5 1/2

4



CBL- FRA2  
5 1/4 x 4 x 12 1/2



CBL- FRA1  
4 x 3 x 8

CBL- FRA3  
6 1/8 x 5 1/2 x 15

width  
depth  
height



CBL- AC4  
7 1/2 x 3 1/2 x 26 1/2  
width  
depth  
height



CBL- AC3  
7 x 3 1/4 x 21 1/2



CBL- AC2  
6 x 2 1/2 x 13 3/4



CBL- AC1  
4 1/2 x 1 7/8 x 10





CBL- TCY2  
6 1/2 x 5 1/4 x 12  
width  
depth  
height



CBL- TCY1  
5 x 4 x 9



CBL- NH2  
3 3/4 x 3 3/8 x 9



CBL- NH1  
2 5/8 x 2 1/2 x 5 1/4



CBL- NA3  
 $6 \frac{3}{4} \times 9 \times 21 \frac{1}{8}$   
 width  
 depth  
 height



CBL- NA2  
 $4 \frac{3}{4} \times 7 \frac{7}{8} \times 13 \frac{3}{4}$



CBL- NA1  
 $3 \frac{1}{2} \times 5 \times 9$



CBL- WA4  
7 5/8 x 7 x 15  
width  
depth  
height



CBL- WA2  
5 x 3 x 8



CBL- WA3  
6 7/8 x 4 1/4 x 12 1/8





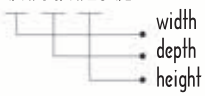
Courtesy of Dutch Made Inc.

Courtesy of Dutch Made custom cabinetry



CBL- 0L3

7 1/4 x 8 3/4 x 26 1/2



CBL- 0L2

5 5/8 x 6 7/8 x 14



CBL- 0L1

4 3/4 x 5 x 10



Courtesy of Le Groupe Luxorama



CBL- NOL3  
2 x 6 3/4 x 22 1/8  
width  
depth  
height



CBL- NOL2  
2 x 5 1/2 x 16



CBL- NOL1  
1 3/4 x 4 1/2 x 12



CBL- OB2

7 x 6 x 12



CBL- OB1

4 1/2 x 4 x 7 1/2



CBL- GB1

4 1/2 x 4 x 7 3/8



CBL- GB2

7 x 6 x 12



CBL- GR3  
7 1/4 x 8 3/4 x 26 1/2  
width  
depth  
height



CBL- GR2  
5 1/2 x 7 x 14



CBL- GR1  
4 3/4 x 5 x 10





CBL- FH4  
6 x 5 1/4 x 14 1/2  
width  
depth  
height



CBL- FH3  
5 1/4 x 3 3/4 x 12 1/2



CBL- FH2  
3 1/2 x 3 x 8





CBL- FF3  
5 3/4 x 6 1/4 x 14  
width  
depth  
height



CBL- FF2  
5 x 5 1/4 x 11



CBL- FF1  
4 x 4 x 8



CBL- FLT2  
5 1/8 x 4 x 12 5/8



CBL- FLT1  
4 x 3 1/4 x 7 7/8



CBL- FA2  
4 1/2 x 6 1/4 x 11 3/8



CBL- FA1  
3 1/2 x 4 1/2 x 8



Courtesy of Cameo fine cabinetry



CBL- SH3  
7 x 7 5/8 x 13 1/8  
width  
depth  
height



CBL- SH2  
5 1/2 x 5 1/2 x 10 1/2



CBL- SH1  
4 1/4 x 4 1/4 x 7



FB4  
1 3/4 x 11 x 14 3/8  
width  
depth  
height



FB3  
1 3/4 x 9 1/2 x 12 1/2



FB2  
1 3/4 x 7 3/4 x 10



Courtesy of Wood Mode Inc.








ISL-MAC 3  
6 x 4 x 35



ISL-LAC 3  
8 x 7 1/2 x 36 1/2





BAS- AC5L  
8x35x2

BAS- AC5R  
8x35x2  
(thickener)

*Vertical drawer front*

6





ISL- FRA2  
7 3/4 x 6 x 36

width  
depth  
height




ISL- FR2  
7 3/4 x 6 x 36




ISL- SH2  
7 1/2 x 7 1/2 x 36



ISL- TR2  
7 3/4 x 6 x 36



ISL- FRA2L  
7 3/4 x 6 x 42



ISL- FR2L  
7 3/4 x 6 x 42



ISL- SH2L  
7 1/2 x 7 1/2 x 42




ISL- TR2L  
7 3/4 x 6 x 42




Courtesy of K Cabinets Ltd.



ISL- AN35  
8 x 17 3/4 x 35 1/2



Courtesy of Dutch Made Inc

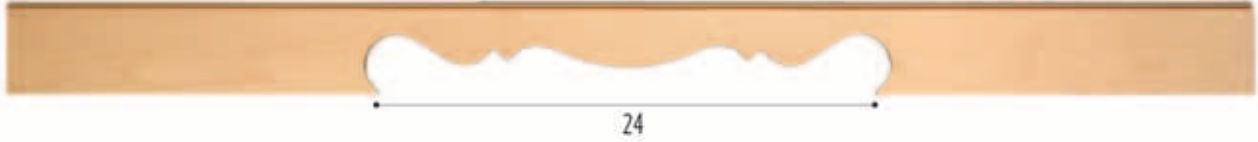




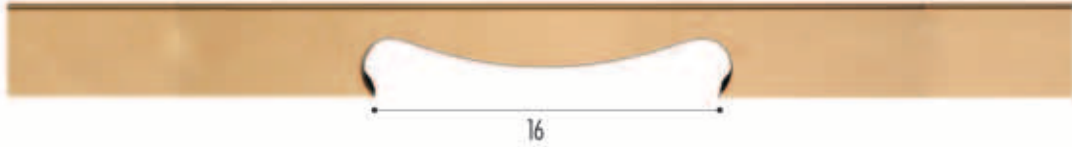


*Vanity Bases*

VAN- K2  
60 x 4 1/2 x 3/4



VAN- K1  
44 x 4 1/2 x 3/4



VAN- KEXT  
44 x 4 1/2 x 3/4



Courtesy of Egg Design & Cabinetry





VAN-EXT2  
3 x 48 x 7/8





APL- BA24 2 sizes  
24 x 3 1/4 x 1/2

APL- BA38  
38 x 4 1/2 x 7/8



APL- B026 2 sizes  
26 1/2 x 3 1/4 x 1/2

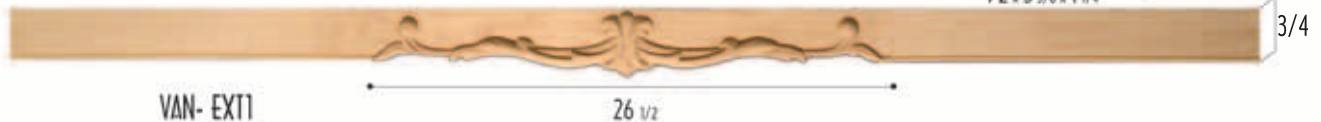
APL- B040  
40 x 5 x 7/8



VAN- BA  
72 x 3 1/2 x 1 1/4

24

2 1/2  
3/4 thickness



VAN- BO  
72 x 3 3/8 x 1 1/4

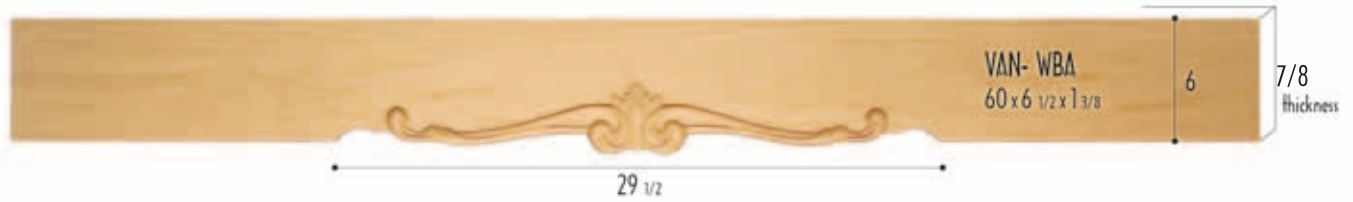
26 1/2

3  
3/4

VAN- EXT1  
48 x 2 1/2 x 3/4




3/4



VAN- WBA  
60 x 6 1/2 x 1 3/8

29 1/2

6  
7/8 thickness



VAN- WBO  
60 x 7 x 1 3/8

26 1/2

7  
7/8



Courtesy of Eggs Design & Cabinetry



Courtesy of Gegg Design & Cabinetry



Courtesy of Wood Made Inc.



A close-up photograph of several vertical wooden mouldings. The mouldings feature decorative, carved patterns, including a series of small, repeating motifs. The wood has a warm, light brown tone. The word "Mouldings" is written in a white, elegant cursive script across the lower right portion of the image.

# *Mouldings*



MLD- GF 48  
48 x 3 1/2 x 3/4



MLD- G 48  
48 x 3 x 3/4



MLD- O 48  
48 x 3 x 3/4



MLD- AC 48  
48 x 3 x 3/4



MLD- LK1 : 96 x 1 3/8 x 3/4 **2 sizes**  
(Höhen)

MLD- LK2 : 96 x 1 5/8 x 3/4



MLD- R1 : 96 x 1 3/8 x 3/4 **2 sizes**


MLD- R2 : 96 x 1 5/8 x 3/4



MLD- F1 : 96 x 1 1/2 x 3/4 **2 sizes**

MLD- F2 : 96 x 2 x 3/4

profile



MLD- FL6 : 96 x 6 x 3/4



MLD- FL5 : 96 x 5 x 3/4



MLD- FL4 : 96 x 4 x 3/4



MLD- FL3 : 96 x 3 x 3/4



MLD- FL2 : 96 x 2 x 3/4

5 sizes

courtesy of Wood Made Inc.



© 2014 Wood Made Inc.





# *Corner posts*



- 28 1/2
- 34 1/2
- 84
- 90
- 96

available lengths

custom sizes also available

CRN- OR

CRN- AC

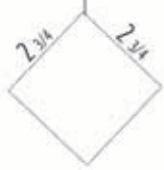
CRN- GR

CRN- TR



2

2



- 68.5 cm (27)
- 72 cm (28 5/8)
- 74 cm (29 1/8)
- 76 cm (30)
- 91.5 cm (36)
- 107 cm (42 1/8)

custom sizes also available

available lengths



Courtesy of Wood Made Inc.



Courtesy of Bellini custom cabinetry



09.3 corner posts



© All for Everyday Inc.



CRN- SOR

CRN- STR



CRN- SOR

CRN- STR



- 28 1/2
- 34 1/2
- 84
- 90
- 96

available lengths  
custom sizes also available

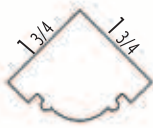


- 68.5 cm (27)
- 72 cm (28 5/16)
- 74 cm (29 1/8)
- 76 cm (30)
- 91.5 cm (36)
- 107 cm (42 1/8)



Copyright © Wood Photo, Inc.

CRN-SS



1 3/4 x 1 3/4 x  
 30  
 48  
 96

CRN-LT

7



1 3/4 x 1 3/4 x  
 48  
 96

available lengths

CRN-SL




2 3/4 x 2 3/4 x  
 30  
 48  
 96





CRN- OF  
3 x 1 1/8

Refer to pages 09.1 & 09.2 for available lengths



CRN- RA  
2 3/4 x 2 3/4 x 34 1/2

+

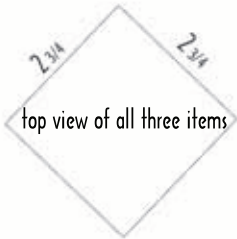


see page 09.10

=



Q- AC6  
4 x 4 x 6  
(height)

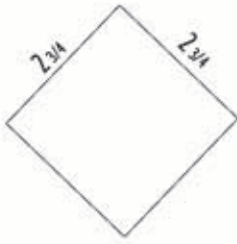


Q- LEG2R  
3 3/4 x 3 3/4 x 5 7/8  
(height)



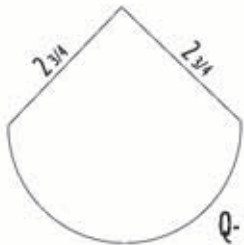
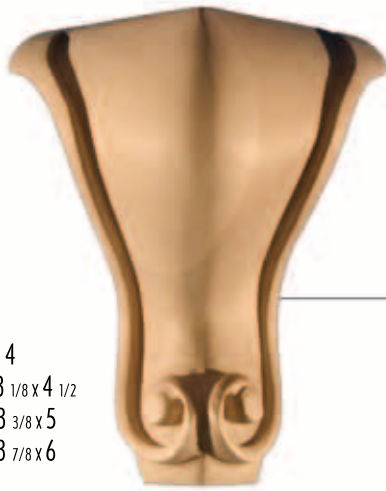
Q- LEG2L  
3 3/4 x 3 3/4 x 5 7/8  
(height)





**Q- LEG**

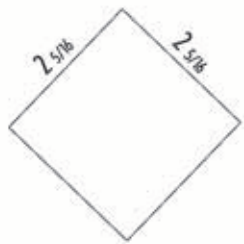
- available in 4 heights
- 3 x 3 x 4
  - 3 1/8 x 3 1/8 x 4 1/2
  - 3 3/8 x 3 3/8 x 5
  - 3 7/8 x 3 7/8 x 6



**Q- RA6**

3 1/4 x 3 1/4 x 6

incorporate with corner post CRN - RA34 (page 09.8)





incorporate with vanity bases (page 07.3)

**Q- LEG V**

6 11/16  
(height)



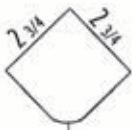






# *Legs*






LEG- B4  
4 1/4 x 4 1/4 x 35 1/2



LEG- B3  
3 7/8 x 3 7/8 x 31 1/2





LEG- A3  
 3 x 3 1/4 x 30 1/2  
 width  
 depth  
 height



LEG- A2  
 3 x 3 1/4 x 26





LEG- A1  
 $3\frac{1}{4} \times 3\frac{1}{4} \times 36$

LEG- A4  
 $3\frac{1}{4} \times 3\frac{1}{4} \times 36$



10 1/4

5 3/8

5 3/8

POST- ACS 5  
5 3/8 x 5 3/8 x 35







POST- AC3  
 POST- AC2  
 POST- AC1



POST- GR3  
 POST- GR2  
 POST- GR1



POST- JF3  
 POST- JF2  
 POST- JF1



POST- J3  
 POST- J2  
 POST- J1

size 3 : 4 1/2 x 4 1/2 x 34 1/2  
 size 2 : 4 x 4 x 34 1/2  
 size 1 : 3 1/2 x 3 1/2 x 34 1/2

custom sizes also available



Courtesy of Wood Pope, Inc.





POST- B3  
POST- B2  
POST- B1



POST- D3  
POST- D2  
POST- D1



POST- F3  
POST- F2  
POST- F1



POST- K3  
POST- K2  
POST- K1

size 3 : 4 1/2 x 4 1/2 x 34 1/2  
size 2 : 4 x 4 x 34 1/2  
size 1 : 3 1/2 x 3 1/2 x 34 1/2

custom sizes also available





POST- RPL3  
 POST- RPL2  
 POST- RPL1



POST- RPR3  
 POST- RPR2  
 POST- RPR1



POST- R3  
 POST- R2  
 POST- R1



POST- A3  
 POST- A2  
 POST- A1

size 3 : 4 1/2 x 4 1/2 x 34 1/2  
 size 2 : 4 x 4 x 34 1/2  
 size 1 : 3 1/2 x 3 1/2 x 34 1/2

custom sizes also available



POST- G3  
POST- G2  
POST- G1



POST- E3  
POST- E2  
POST- E1



POST- H3  
POST- H2  
POST- H1



POST- I3  
POST- I2  
POST- I1

size 3 :  $4\frac{1}{2} \times 4\frac{1}{2} \times 34\frac{1}{2}$   
 size 2 :  $4 \times 4 \times 34\frac{1}{2}$   
 size 1 :  $3\frac{1}{2} \times 3\frac{1}{2} \times 34\frac{1}{2}$

custom sizes also available



POST- LF3  
POST- LF2  
POST- LF1



POST- L3  
POST- L2  
POST- L1



POST- M3  
POST- M2  
POST- M1



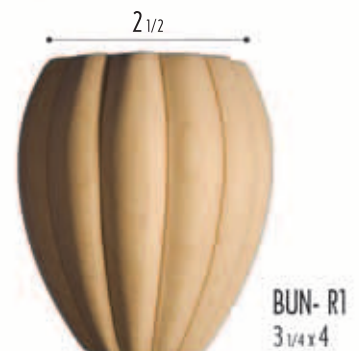
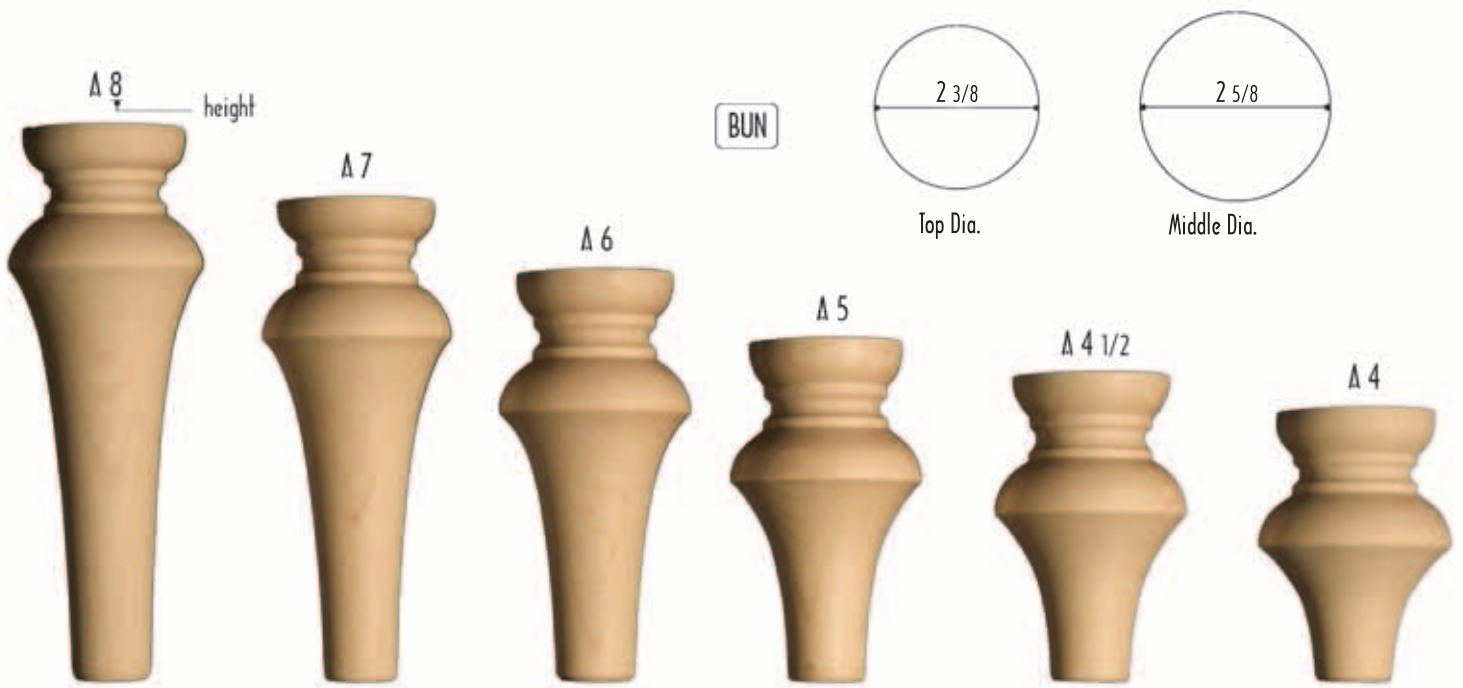
POST- N3  
POST- N2  
POST- N1



POST- O3  
POST- O2  
POST- O1

size 3 : 4 1/2 x 4 1/2 x 34 1/2  
size 2 : 4 x 4 x 34 1/2  
size 1 : 3 1/2 x 3 1/2 x 34 1/2

custom sizes also available











SPL2  
 $2\frac{3}{4} \times 3 \times 1\frac{3}{8}$   
 sold in two halves  
 width  
 height  
 depth



SPL1  
 $2\frac{1}{4} \times 3 \times 1\frac{1}{8}$



SPLO  
 $1\frac{3}{4} \times 2\frac{1}{2} \times 7/8$



sold per foot

HRR2  
 $2 \times 1$   
 width  
 depth



sold per foot

HRR1  
 $1\frac{1}{2} \times 3/4$



sold per foot

HRRO  
 $1\frac{1}{4} \times 5/8$



sold in two halves



HBR2  
 $2\frac{1}{2} \times 7\frac{1}{2} \times 1\frac{1}{4}$   
 width  
 height




HBR1  
 $2 \times 7\frac{1}{2} \times 1$



HBRO  
 $1\frac{3}{4} \times 7\frac{1}{2} \times 7/8$





B- SPL2- 8  
8 x 3 x 1 1/2

*sold in two halves*

*sold per foot*  
HR2  
2 x 1

B- SPL2- 12  
12 x 3 x 1 1/2



B- SPL1- 8  
8 x 2 1/2 x 1 1/4

*sold per foot*  
HR1  
1 1/2 x 3/4

B- SPL1- 12  
12 x 2 1/2 x 1 1/4

*sold in two halves*



B- SPL0- 8  
7 1/2 x 2 x 1

*sold per foot*  
HR0  
1 1/4 x 5/8

B- SPL0- 12  
11 1/2 x 2 x 1





**ROPE 6**  
94 x 2 x 1  
sold by the foot



**ROPE 4**  
94 x 1 1/2 x 3/4  
sold by the foot



**ROPE 3**  
94 x 1 1/4 x 5/8  
sold by the foot



**ROPE 1**  
94 x 3/4 x 3/8  
sold by the foot



# *Custom carvings*















*Special thanks to M.L. Fowler & Co.*

# Acknowledgements

---

## Art For Everyday Inc.™

Toll Free Tel: 1.866.850.2680

Toll Free Fax: 1.877.850.2604

Tel: 416.645.5120

Fax: 416.645.5121

[www.artforeveryday.com](http://www.artforeveryday.com)

## Photography and Graphic Design:

### Art For Everyday™

Email : [Soroush@afe-inc.com](mailto:Soroush@afe-inc.com)



## Special thanks to:

|                               |                |
|-------------------------------|----------------|
| Bellini Custom Cabinetry Ltd. | (416) 787.4799 |
| Cameo Fine Cabinetry Inc.     | (905) 475.6445 |
| Dutch Made Inc.               | (260) 657.3311 |
| Gegg Design & Cabinetry       | (636) 394.4455 |
| Irpinia Kitchens              | (905) 780.7722 |
| K Cabinets Ltd.               | (905) 561.2022 |
| Neff Kitchens Inc.            | (905) 791.7770 |
| M.L. Fowler & co.             | (309) 467.4204 |
| Wood Mode Inc.                | (570) 374.2711 |



**ART FOR EVERYDAY™**

*Architectural woodcarving*

420 Canarctic Drive  
Toronto ON, M3J 2V3, Canada

Toll Free Tel: 1.866.850.2680

Toll Free Fax: 1.877.850.2604

Tel: 416.645.5120

Fax: 416.645.5121

[www.artforeveryday.com](http://www.artforeveryday.com)